


Potato Production, Marketing And Export



Report Produced under
Fruit & Vegetable Development Project
Publication No. 02/2006

DIRECTORATE OF AGRICULTURE
(ECONOMICS & MARKETING) PUNJAB,
21-Davis Road, Lahore Ph: # 9200756
Fax: # 9203927 Website: www.punjabagmarket.info



Foreword

To enhance the production of Fruit and Vegetable in the Punjab to meet the rising demand of mass population. The Government of the Punjab Agricultural departments has approved an umbrella project titled "Fruit & Vegetable Development Project" with the cost of 664 million. The objectives of the project are as follows:

- **To enhance production of Horticulture crops.**
- **To improve the Quality of Horticulture crops.**
- **To improve the marketing of Horticulture crops.**

This report relate to Potato through a planed effort, keeping in view the above objective. Available information is updated; further required data has been collected and processed.

The information collected has been compiled into a booklet form to be used as reference/benchmark by all the stakeholders' viz. producers, processors, traders and exporters to enable them to plan an effective role in the World's production, productivity and export. The efforts made by Mr. Kazim Abbas Jalvi, Agricultural Economist FVDP & Mr. Muhammad Irfan Bhatti analses and composition to compile the information are highly acknowledged.

To update the information is regular activity. All the stakeholders can obtain the latest information from the Directorate through toll free telephone Number (0800-511111). Any suggestion for improving the format and the contents of this publication would be welcome.



(Dr. Muhammad Rafiq-ur-Rehman)
DIRECTOR OF AGRICULTURE
(ECONOMICS & MARKETING)
PUNJAB, LAHORE.

Faint, illegible text at the top of the page, possibly a header or introductory paragraph.

1	[Illegible]	[Illegible]
2	[Illegible]	[Illegible]
3	[Illegible]	[Illegible]

Faint, illegible text block below the table.

Faint, illegible text block in the middle of the page.

Faint, illegible text block near the bottom of the page.

Contents

<u>Title</u>	<u>Page</u>
INTRODUCTION	1
EXPORT AND IMPORT OF POTATO	5
POTATO PRODUCTION IN PAKISTAN	8
TRADE CYCLE OF POTATO	10
POTATO PRODUCTION IN PUNJAB	11
HARVEST & POST HARVEST TECHNOLOGY	12
MARKETING OF POTATO	14
MARKET FEE SCHEDULE AND COMMISSION	17
POTATO TRADE	17
RECOMMENDATIONS	18

CONTENTS

Page	Chapter
1	Introduction
2	1. The History of the Book
3	2. The Structure of the Book
4	3. The Language of the Book
5	4. The Style of the Book
6	5. The Content of the Book
7	6. The Organization of the Book
8	7. The Presentation of the Book
9	8. The Reception of the Book
10	9. The Influence of the Book
11	10. The Legacy of the Book
12	11. The Future of the Book
13	12. The Conclusion of the Book

Potato Production, Marketing and Export

INTRODUCTION

Potato originated in the highlands of South America, where it has been consumed for more than 8,000 years. Spanish explorers brought the plant to Europe in the late 16th century as a botanical curiosity. By the 19th century it had spread throughout the continent, providing cheap and abundant food for the workers of the Industrial Revolution.

Today, potato is the fourth most important food crop in the world, with annual production approaching 300 million tons. More than one-third of the global potato output now comes from developing countries, up from just 11 percent in the early 1960s. Potato production in developing countries entered a new, rapidly expanding phase in the 1990s. Output surpassed 100 million tons by mid-decade, up from less than 30 million tons in the early 1960s. For the last ten years, potato production has increased at an annual average rate of 4.5%, area planted at 2.4%. More remarkable still is that as potato output continues to expand, the growth rate for area planted and production continued to accelerate. As a result, the growth rate in potato production has nearly doubled over the last twenty years.



Consumption in developing countries also increased: from 9 kg/capita in 1961-63 to 14 kg/capita in 1995-97 according to FAOSTAT (June 1998). These averages are still but a fraction of per capita consumption levels of 86 kg/yr in Europe or 63 kg/yr in North America, suggesting that ample room exists for continued consumption increases.

Recent statistics suggest that this trend is already underway in parts of the developing world.

In Asia, per capita potato consumption jumped from 12 kg/capita in 1991-92 to 14 kg/capita in 1994-96— a 16% increase in per capita terms over the last three years. In Africa, annual average consumption remained stable over the same period at 8 kg/person as continued population growth absorbed all of the increase in aggregate production. For Latin America, per capita consumption for the region as a whole rose by nearly 15% in recent years from 21kg/yr to 24 kg/yr. Moreover, consumption increases in certain countries also merit mention, in particular, in Colombia, from 47 kg/yr in 1991-92 to 56 kg/yr in 1994-96; and in Peru, from 42 kg/yr in 1991-92 to 63 kg/yr in 1994-96, recovering sharply from the earlier downward trend in utilization.

A single medium-sized potato contains about half the daily adult requirement of vitamin C. Other staples such as rice and wheat have none. Potato is very low in fat, with just 5 percent of the fat content of wheat, and one-fourth the calories of bread. Boiled, it has more protein than maize, and nearly twice the calcium.

According to the (FAOSTAT, September 1998), potato production worldwide stands at 293 million tons and covers more that 18 million hectares. With the break-up of the former Soviet Union, China is now the world's largest potato producer. India ranks number four. Although potato production in Europe has fallen since the early 1960s, this decline has been more than offset by the growth in Asia, Africa and Latin America, thereby explaining the rise in global potato tonnage.

Asia. Growth in potato production in Asia in the 1990s has been spectacular, averaging 5.1% from 1985-87 to 1995-97. Several countries in fact have witnessed remarkable acceleration in recent years. These include China with a 6.2% average annual rate of growth in potato production over the last 10 years; Indonesia 10.6%; Nepal 8.8%. India and Pakistan saw their growth rates decline but they were still impressive at 4.6% and 6.0%, respectively.

Africa. Egypt, South Africa, Algeria, and Morocco produce more than 80% of all the potatoes in the region. Growth rates in production have been strong for each of these countries, with that for Egypt at over 5% per annum since 1961-63.

Latin America and the Caribbean. Potato production continued to expand over the last three decades at an annual rate of 2.2%. In recent years, growth in area planted has rebounded particularly in Ecuador 3.0%, Peru 2.0%, and Brazil 1.0%. As a result, output has risen sharply in these same countries: Peru 3.7%, Brazil 2.8%, and Ecuador 2.0 %.

The top ten potato producing countries along with their respective share in world production is given in the table:

World Potatoes Production

("000" Tonnes)

Sr. No.	Country	Year				% age Share
		2002	2003	2004	2005	
1	China	70233	68139	70036	73036	22.37
2	Russian Federation	32870	36746	35914	36400	11.28
3	India	25000	25039	24918	25101	7.96
4	Poland	15524	13731	13999	11009	4.3
5	USA	20856	20866	20886	19111	6.47
6	Ukraine	16619	18453	20755	19480	5.98
7	Germany	11472	10232	13044	11155	3.65
8	Belarus	7421	8649	9902	8185	2.70
9	Netherlands	7463	6469	7488	6836	2.25
10	United Kingdom	6966	5918	6316	6300	2.03
Top ten countries		20799	214196	223058	216633	69.02
Other 133 countries		97213	9648	98670	97515	30.98
Pakistan		1839	1765	1883	1774	0.58
World		318012	310604	321728	314148	100.00

Source: FAO

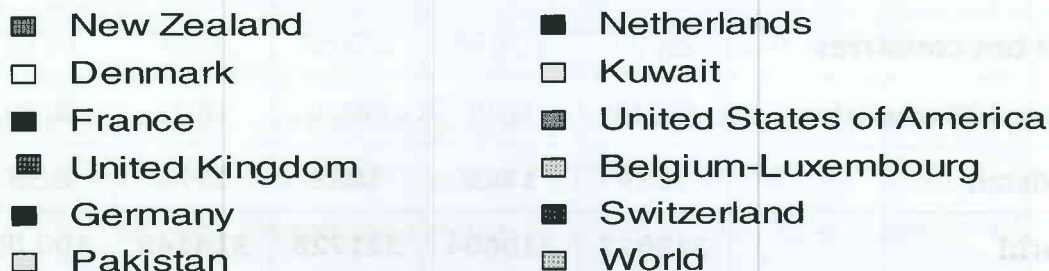
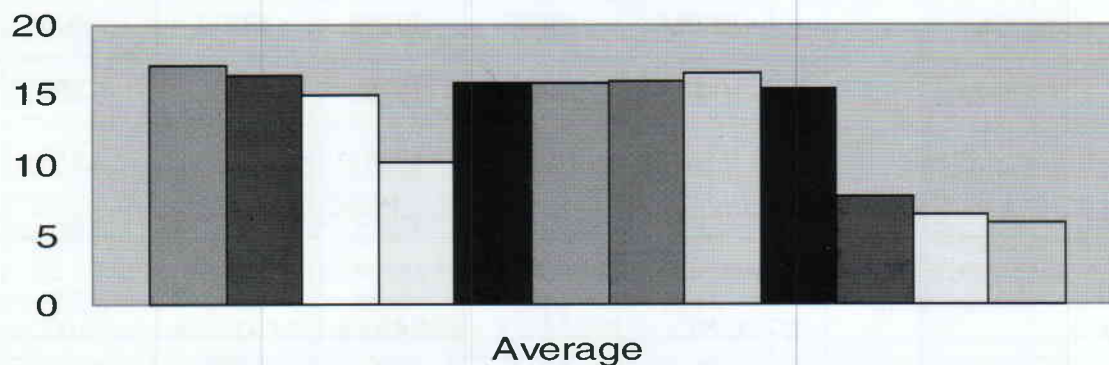
China is the top shareholder in the world production i.e. 22.37% and Pakistan shares only 0.58% in the world production as shown in table below. However the average yield of the country is a little higher than that of the world average i.e. 6.45 Tonnes per Hectare as compared to 5.775 for the world. New Zealand is at the top of list regarding per Hectare yield which is 17.03 Tonnes per Hectare.

Potatoes Yield of Leading Countries in the World

(Tonns/ha)

S. No.	Country	2002	2003	2004	2005	Average
1	New Zealand	17.61	16.56	16.54	17.42	17.0325
2	Netherlands	16.89	15.25	16.97	15.88	16.2475
3	Denmark	14.91	14.62	14.73	15.06	14.83
4	Kuwait	9.34	10.2	10.28	10.69	10.1275
5	France	15.85	15.06	15.85	16.15	15.7275
6	United States of America	15.18	15.36	16.37	16.26	15.7925
7	United Kingdom	16.48	15.25	15.21	16.82	15.94
8	Belgium-Luxembourg	17.6	15.89	16.75	15.44	16.42
9	Germany	15.25	13.49	17.68	15.1	15.38
10	Switzerland	7.48	7.77	7.9	7.59	7.685
55	Pakistan	6.13	6.28	6.62	6.77	6.45
	World	5.72	6.24	6.09	5.05	5.775

Potato yield Tons/Ha



EXPORT AND IMPORT OF POTATO**Export of Potato**

The 12 leading exporters hold approximately 77% of the total potato trade. Germany France and Netherlands are at the top of list whereas the Belgium is a new entrant. Pakistan stands at 12th position (the figures of export don't relate fiscal year).

Leading Exporters of Potatoes**(Export in Tones)**

S. No.	Country	Year				% Share Last Year
		2002	2003	2004	2005	
1	Germany	1290243	1337114	1320537	1221203	13.95
2	Netherlands	1741565	1814271	1669616	1769121	20.21
3	France	1023504	1438611	1434335	1113338	12.721
4	Belgium	835279	971209	972842	963540	11.01
5	Canada	426161	466523	428069	436211	4.98
6	USA	315106	270743	220697	215983	2.47
7	Italy	312151	197608	183349	193654	2.21
8	Spain	204271	258389	232518	235616	2.69
9	U.K.	203050	264248	217438	289241	3.31
10	Turkey	25177	172301	149909	165706	1.89
11	Belarus	17624	49720	52870	47690	0.55
12	Pakistan	59987	79388	56066	65210	0.75
Top 12 countries		6454118	7320125	6938246	6716513	76.74
Other 123 countries		2324667	2492397	1156647	2035486	23.26
World		8778785	9812522	8094893	8751999	100

Source: FAO

Export of Potato from Pakistan

The export of potato from Pakistan was nominal up to the year 1996-97 which rapidly increased up to 121 thousand tones during the year 1998-99 but the momentum could not be maintained due to non-continuity in government policies and the quantum of export of potato has been reduced in the next years.